



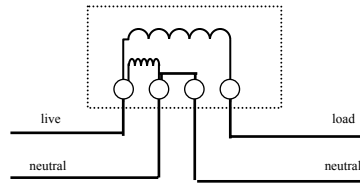
STEPHEN P. WALES

The Old Brewery Works, Lower Ellacombe Church Road, Torquay, TQ1 1JH
 Tel: 01803 295430 Fax: 01803 212819
 E-Mail: sales@stephenpwales.co.uk

‘Smith’ type Coin Meters

GENERAL

- Handle and install carefully - it is a sensitive instrument.
- Wire as follows: -



Check that the rotation is left to right. If not-rewire correctly.

- A badly handled or transit damaged Meter could develop a fault during the first few weeks. The landlord should check more closely during this period.
- Setting:- Rates vary around the country. Check with your local electricity board as to what the setting should be.
- To convert from 'Pence per unit' to 'Units per coin' use the following formula.
‘UNITS-PER-COIN’ = 100 ÷ ‘PENCE-PER-UNIT’
- Where Meters cannot be set exactly. The nearest setting should be used.

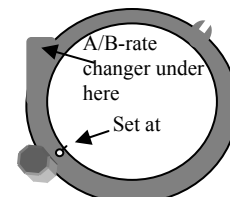
RECOMMENDATIONS

1. Check the meters, meter readings and the seals regularly.
2. Bent or damaged coins will sometimes need to be removed by the Landlord.
3. Make a record of the readings as below: -

| DATE. | UNITS. | SET AT. | COINS INSERTED. | MONEY COLLECTED |
|----------------|--------|--|-----------------|-----------------|
| <i>example</i> | 200 | 8 pence/unit (12 .4 units per coin) | 16 | £16.00 |
| | 360 | " | 29 | £13.00 |

SETTING YOUR METER: SMITH METER

1. Remove cashbox,
2. Undo hexagonal nut which releases the retaining ring (see drawing).
3. Note the 'Set-at' position on the retaining ring. (*For Pound-Coin Meters you are only concerned with the 'B-Rate' Scale.*)
4. With the coin slots open, withdraw the 'coin-action'.
5. Then replace at the required setting.





STEPHEN P. WALES

The Old Brewery Works. Lower Ellacombe Church Road.
Torquay. TQ1 1JH

Tel: 01803 295430 Fax: 01803 212819

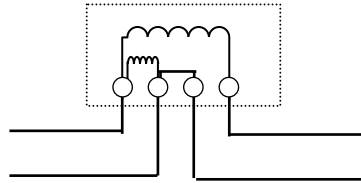
E-Mail: sales@stephenpwales.co.uk

VAT Reg. No. 321 0872 93

'Ferranti' type Coin Meters

GENERAL

- Handle and install carefully - it is a sensitive instrument.
- Wire as follows: -



Check that the rotation is left to right. If not-rewire correctly.

- A badly handled or transit damaged Meter could develop a fault during the first few weeks. The landlord should check more closely during this period.
- Setting:- Rates vary around the country. Check with your local electricity board as to what the setting should be.
- To convert from 'Pence per unit' to 'Units per coin' use the following formula.
'UNITS-PER-COIN' = 100 ÷ 'PENNY-PER-UNIT'
- Where Meters cannot be set exactly. The nearest setting should be used.

RECOMMENDATIONS

1. Check the meters, meter readings and the seals regularly.
2. Bent or damaged coins will sometimes need to be removed by the Landlord.
3. Make a record of the readings as below: -

| DATE. | UNITS. | SET AT. | COINS INSERTED. | MONEY COLLECTED |
|----------------|------------|---|-----------------|-----------------|
| <i>example</i> | <i>200</i> | <i>8 pence/unit (12.4 units per coin)</i> | <i>16</i> | <i>£16.00</i> |
| | <i>360</i> | <i>"</i> | <i>29</i> | <i>£13.00</i> |

SETTING YOUR METER: *Ferranti METER*

1. Remove the cash-box
2. At the center of the meter is a horizontal sliding scale.
3. Gain access to this through (two models) either:
 - a. Releasing the thumb screw located at the top/front of the meter which swings downwards
 - b. Releasing the screw on the plastic plinth which swings sideways
4. Set the sliding scale as near as is possible to the price per unit required.(again two models)
 - a. One is set in Units-per-Coin (see above)
 - b. One is in Pence-per-unit
5. Close the door and re-seal.



STEPHEN P. WALES

The Old Brewery Works. Lower Ellacombe Church Road. Torquay. TQ1 1JH

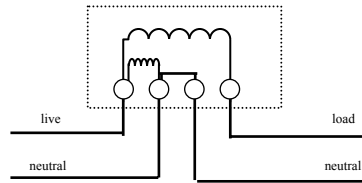
Tel: 01803 295430 Fax: 01803 212819

Web: www.stephenwales.co.uk

Sangamo Weston Coin Meters

GENERAL

- Handle and install carefully - it is a sensitive instrument.
- Wire as follows: -



Check that the rotation is left to right. If not-rewire correctly.

- A badly handled or transit damaged Meter could develop a fault during the first few weeks. The landlord should check more closely during this period.
- Setting:- Rates vary around the country. Check with your local electricity board as to what the setting should be.
- To convert from 'Pence per unit' to 'Units per coin' use the following formula.
'UNITS-PER-COIN' = 100 ÷ 'PENNY-PER-UNIT'
- Where Meters cannot be set exactly. The nearest setting should be used.

RECOMMENDATIONS

1. Check the meters, meter readings and the seals regularly.
2. Bent or damaged coins will sometimes need to be removed by the Landlord.
3. Make a record of the readings as below: -

| DATE. | UNITS. | SET AT. | COINS INSERTED. | MONEY COLLECTED |
|----------------|------------|---|--------------------|--------------------|
| <i>example</i> | <i>200</i> | <i>8 pence/unit (12.4 units per coin)</i> | <i>16</i> | <i>£16.00</i> |
| | <i>360</i> | <i>"</i> | <i>29</i> | <i>£13.00</i> |

SETTING YOUR METER: *Sangamo Meter*

1. Remove the plastic Plinth. This gives access to the Meter Rate changer
2. The Top Dial under the plinth is the Meter Rate Changer.
3. Turn this Clockwise and point it to the required "Pence per unit" or "Units per Coin". (Sangamo meters can be either)
4. Replace the plinth and re-seal